




Antenna type ARL80R/F150XZ

DIRECTIONAL BROADBAND ANTENNA

80 ÷ 150 MHz



ELECTRICAL DATA

Frequency range A	MHz	80 ÷ 150
Bandwidth	MHz	70
Gain max .	dBi	8.8
Return loss	dB	≥ -12
VSWR		≤ 1.7:1
Nominal impedance	Ω	50
Polarization	Ω	V/H
H beamwidth 88 Mhz	-3 dB	110°
H beamwidth 110 Mhz	-3 dB	100°
H beamwidth 2000 Mhz	-3 dB	110°
E beamwidth 88 Mhz	-3 dB	60°
E beamwidth 110 Mhz	-3 dB	60°
E beamwidth 140 Mhz	-3 dB	70°
Max Power	W	200 W

Connector Nf
Lightning protection All metal parts are D.C. grounded

MECHANICAL DATA

Dimension length	mm	length 1580X h 1850x130
Elements numbers		9
Weight without clamp	kg	4.8
Wind surface	m ²	Front 0.03 side 0.17
Front wind load	Kg	1.1 (25 m/s)
Side wind load	Kg	6.5 (25 m/s)
Mounting +/- 90°	mm	standard polarizer Ø 30

MATERIALS

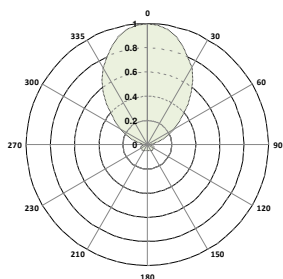
Anticorodal aluminium - Brass - Teflon
- Polyvinyl chloride - RoHS compliance

ACCESSORIES

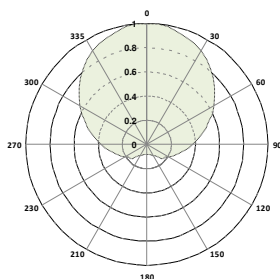
SUPIS01	Isolation fiberglass pole ø 35 x 1000
BAG80150	Transport bag

ORDERING AND PACKAGING INFORMATIONS

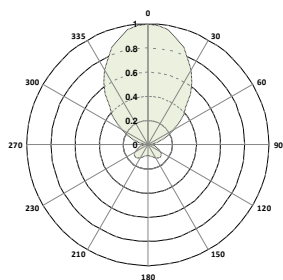
ARL80 F 150XZ	With unscrewed elements
ARL80 R 150XZ	With folding elements
PACKAGING mm.	1600x200x200 / weight 6 Kg without clamps



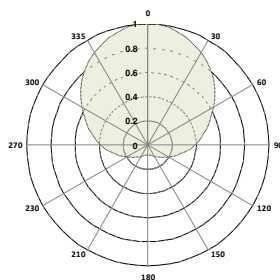
88 Mhz E plane



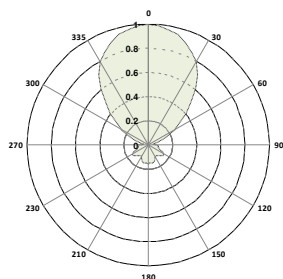
88 Mhz H plane



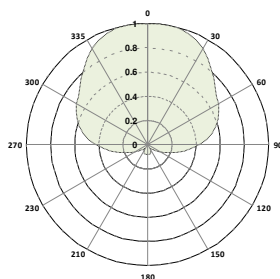
110 Mhz E plane



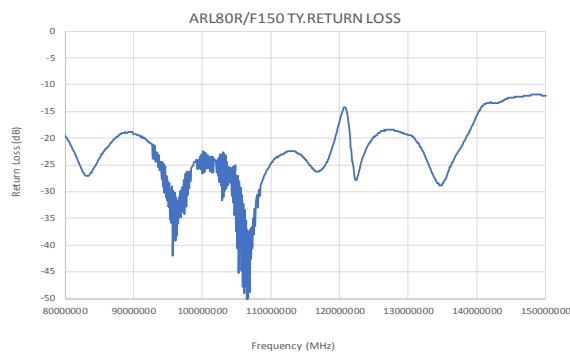
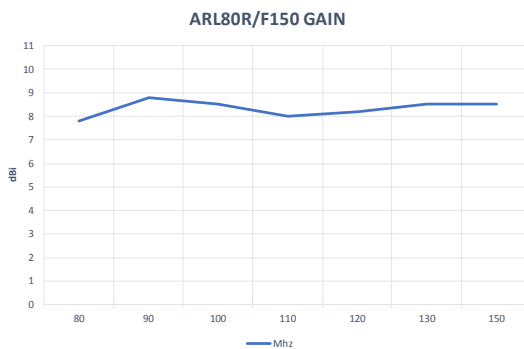
110 Mhz H plane



140 Mhz E plane



140 Mhz H plane



In relazione alle normative in materia di responsabilità sui prodotti, segnaliamo che nel caso di utilizzo delle nostre antenne in condizioni operative particolari, quali ad esempio forti sollecitazioni dinamiche dovute a vento, vibrazioni o deformazioni delle strutture di sostegno, si possono verificare rotture del prodotto stesso e/o la caduta a terra. L'installatore che deve essere altamente qualificato, deve conoscere le normative nazionali di sicurezza in vigore, deve seguire sempre l'adeguatezza del prodotto stesso alle condizioni operative del sito di installazione e deve controllare l'installazione operando la manutenzione periodica dell'impianto. ---- In relation to the laws concerning product liability, we notify you that in case you use our antennas in severe operative conditions such as, for example, strong wind, vibrations or distortions of the support structure, the product can break and/or fall down. The person who install the product must be skilled, must know the national security law in force, must follow the product instructions, must check that the product is compatible with the installation site and must control the installation with periodical maintenance.

Updating
02/2017

PROTEL reserves the right to amend or modify any time in order to improve designs and to supply the best possible product described in this brochure without prior notification.

WWW.PROTEL.IT Via Magellano 3ab6-20090 CESANO BOSCONI (MI) protel@protel.it

copyright©

